

# P2P Global Investments PLC (“P2PGI” or the “Company”)

A Diversified Peer-to-Peer Lending Fund



## Background and Investment Objective

P2P Global Investments PLC is the first UK listed company dedicated to investing in credit assets originated via marketplace lending (“Platforms”) globally.

The Company’s investment objective is to provide shareholders with an attractive level of dividend income and capital growth through exposure to investments in alternative finance and related instruments. These may include, directly and indirectly, exposure to consumer and SME loans and to corporate trade receivables that have been originated through Platforms in Europe, US and Australasia.

P2PGI will typically seek to invest in P2P loans with targeted annualised returns of 5-15% (net) across multiple P2P platforms, asset classes, geographies and credit risk bands in order to achieve portfolio diversification and mitigate concentration risks.

The Company may also seek to invest in equity stakes in P2P platforms themselves via direct equity investments or through the acquisition of warrants or other convertible securities.

## Investment Highlights

- First UK listed permanent capital fund dedicated to P2P/direct lending
- Multiple agreements with leading P2P platforms
- Specialist investment management team
- 85%+ of net income distributed as dividend
- UK Investment Trust tax treatment

## Capital Structure as at 31 January 2016

	Ordinary Share	C Share
Net Assets (Ex Income)	£467,514,105	£395,982,898
Net Assets (Cum Income)	£469,280,530	£397,547,709
Monthly Total NAV Return	0.41%	0.48%
12 Month Rolling NAV Return	6.43%	N/A
ITD Total NAV Return*	9.49%	1.48%
Look-through Debt at Quarter End	£366,319,062	N/A
Debt to Equity at Quarter End	78%	N/A
Shares in Issue	46,754,919	40,000,000
Issue Price	1000p	1000p
Share Price (31 January 2016 Close)	938p	931p
Market Capitalisation	£438,561,140	£372,400,000
NAV per Share (Ex Income)	999.92p	989.96p
NAV per Share (Cum Income)	1003.70p	993.87p
Premium / (Discount) to NAV (Cum Income)	-6.55%	-6.33%

## Fund Management and Service Providers

Investment Manager	Eaglewood Europe LLP
Sub Manager	Eaglewood Capital Management LLC
Administrator	Citco Fund Services (Ireland) Limited
Depository	Deutsche Bank Luxembourg S.A.

	Jan	Feb	Mar	Apr	May	Jun	Jul	Aug	Sep	Oct	Nov	Dec	YTD	Inception to Date*	
Total NAV Return (Ordinary Share)	2014	-	-	-	-	0.16%	0.17%	0.22%	0.23%	0.48%	0.54%	0.50%	2.32%		
	2015	0.54%	0.59%	0.65%	0.41%	0.71%	0.77%	0.50%	0.49%	0.43%	0.56%	0.52%	0.20%	6.56%	9.48%
	2016	0.41%	-	-	-	-	-	-	-	-	-	-	-	0.41%	
Total NAV Return (C Share)	2015	-	-	-	-	-	-0.01%	0.06%	0.09%	0.28%	0.28%	0.29%	0.99%	1.47%	
	2016	0.48%	-	-	-	-	-	-	-	-	-	-	0.47%		
Share Price Performance (Ordinary Share)**	2014	-	-	-	-	-	7.25%	0.37%	-0.19%	0.05%	-0.93%	1.41%	9.26%	18.00%	
	2015	-0.93%	0.09%	-1.79%	-0.17%	-5.41%	-2.03%	2.07%	-5.99%	3.24%	-6.46%	1.52%	0.70%	-14.66%	-6.20%
	2016	-6.85%	-	-	-	-	-	-	-	-	-	-	-	-6.85%	
Share Price Performance (C Share)**	2015	-	-	-	-	-	1.00%	-0.99%	2.00%	-6.37%	3.66%	-1.21%	-2.20%	-6.90%	
	2016	-4.81%	-	-	-	-	-	-	-	-	-	-	-4.81%		
Dividend Per Share (Ordinary Share)	2014	-	-	-	-	-	-	-	-	-	6.0p	-	6.0p		
	2015	-	12.5p	-	-	16.5p	10.5p+	-	-	-	18.5p	-	58.0p	64.0p	
	2016	13.7p	-	-	-	-	-	-	-	-	-	-	13.7p		
Dividend Per Share (C Share)	2015	-	-	-	-	-	-	-	-	-	-	-	-	9.5p	
	2016	9.5p	-	-	-	-	-	-	-	-	-	-	9.5p		

\*ITD: Inception to Date - Excludes issue costs ; \*\* Based on issue price of 1000p ; +8.5p per share was declared to the original C Shareholders prior to conversion

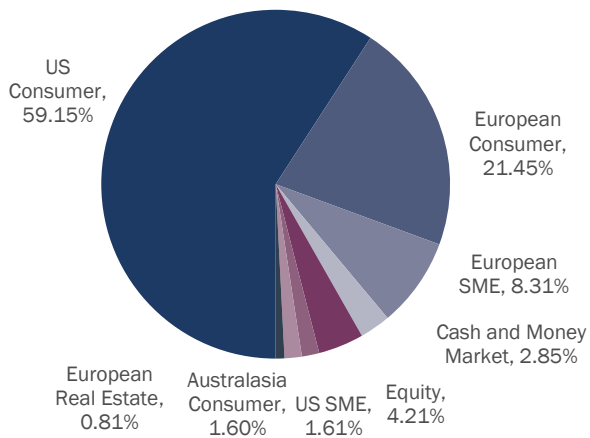
**Portfolio Composition January 2016**

**Portfolio Highlights – Selected Metrics**

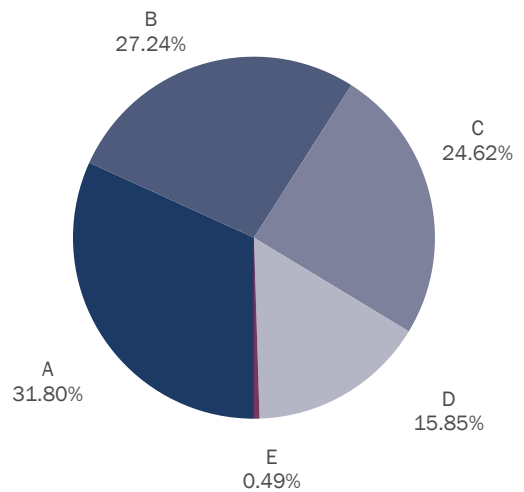
**Ordinary Shares**

	P2PGI	P2PGIC2
Number of Loans	107,553	51,426
Average Loan Size	£7,558	£10,388
Weighted Average Term (months)	45.60	42.27
Weighted Average Life (years)	1.79	1.82
Weighted Average Coupon	10.00%	11.31%
Current Target Average Delinquency	2-4%	2-4%
Look-through Debt at Quarter End	£366,319,062	0
Debt to Equity at Quarter End	78%	0

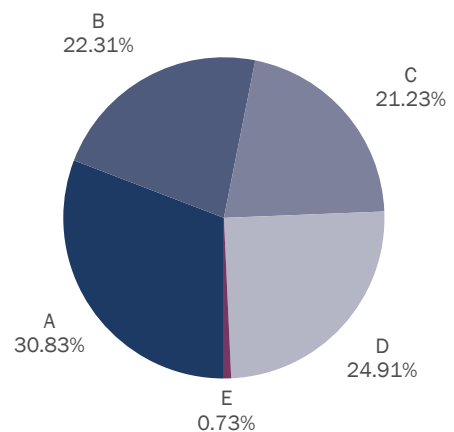
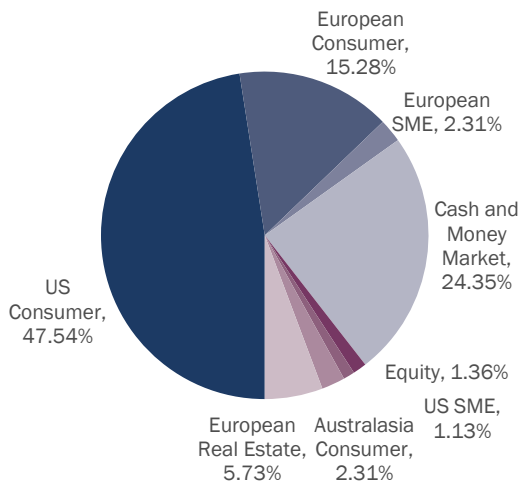
**By Asset Class**



**By Internal Credit Grade\***



**C Shares**



\*The manager classifies its loan into five internal credit grades as previously published in the financial statements.

## Glossary

**NAV (Cum Income)** - The value of investments and cash, including current year revenue, less liabilities.

**NAV (Ex Income)** - The value of investments and cash, excluding current year revenue, less liabilities.

**Share price** - Closing mid-market share price at month end (excluding dividends reinvested).

**Discount/premium** - The amount by which the price per share of an investment trust is either lower (at a discount) or higher (at a premium) than the net asset value per share (cum income), expressed as a percentage of the net asset value per share.

**Market capitalisation** - Month end closing mid-market share price multiplied by the number of shares outstanding at month end.

**Total NAV Return** - The theoretical total return on shareholders' funds per share reflecting the change in Net Asset Value (NAV) assuming that dividends paid to shareholders were reinvested at NAV at the time dividend was announced.

**Dividend** - Reflecting the ex-dividend date during the month.

## Important Information

All data in this factsheet is at or to the final day of the calendar month identified in the heading of the factsheet's front page unless otherwise stated. In addition to this monthly factsheet, the manager also produces a quarterly newsletter. Issued in the United Kingdom by Eaglewood Europe LLP.

Past performance should not be seen as an indication of future performance. The value of investments and any income may fluctuate and investors may not get back the full amount invested. The views expressed are those of Eaglewood Europe LLP at the time of writing, are subject to change without notice and do not constitute investment advice. Whilst Eaglewood Europe LLP has used all reasonable efforts to ensure the accuracy of the information contained in this factsheet, we cannot guarantee the reliability, completeness or accuracy of the content.

This factsheet is provided for the purpose of information only, and if you are unsure of the suitability of this investment you should take independent advice. Net Asset Value (NAV) performance is not linked to share price performance and shareholders may realise returns that are lower or higher in performance.

This factsheet may not be distributed or transmitted in or into the United States of America, Canada, Australia or Japan, or in any other country outside the United Kingdom where such distribution may lead to a breach of law or regulatory requirements, or transmitted, distributed or sent to or by any national, resident or citizen of such countries. The distribution of this document in certain jurisdictions may be restricted by law and therefore persons into whose possession this document comes should inform themselves about and observe any such restrictions. Any such distribution could result in a violation of the law of such jurisdiction.

Eaglewood Europe LLP is authorised and regulated by the Financial Conduct Authority and is registered in England (reg. no. OC388668) with its registered office at 13th Floor, The Adelphi, 1/11 John Adam Street, London WC2N 6HT.

© Eaglewood Europe LLP 2015

P2P Global Investments PLC  
40 Dukes Place  
London  
EC3A 7NH  
Website: [www.p2pgi.com](http://www.p2pgi.com)

For enquiries please contact:  
Telephone: +44 20 7925 4865  
Email: [ir@p2pgi.com](mailto:ir@p2pgi.com)